



User Guide – ALIDE Events App

Dear Participant,

Welcome to the official ALIDE Events App, designed to enhance your experience during ALIDE’s institutional activities. This platform provides you with complete access to event information, enables interaction with other participants, and allows you to schedule bilateral meetings easily and securely.

Download the “ALIDE Events” App from the Google Play or Apple App Store.

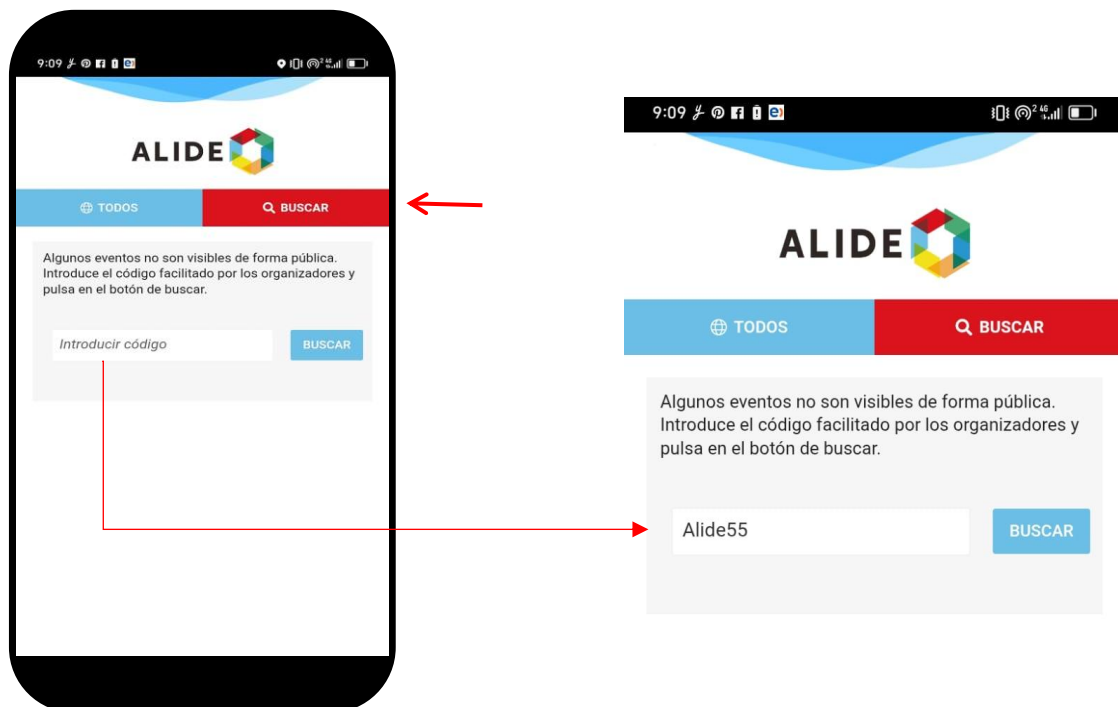
Available for both Android and iOS devices.



1. Accessing the App and Its Features

The App is available exclusively to participants who have registered or pre-registered through ALIDE’s Institutional Relations Program. Once you receive your access link:

STEP 1. Enter the Event Code.



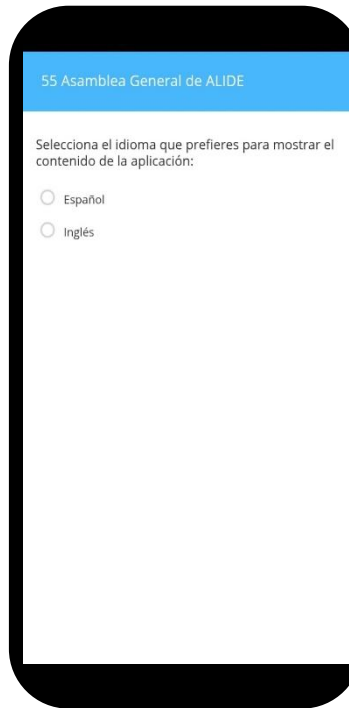
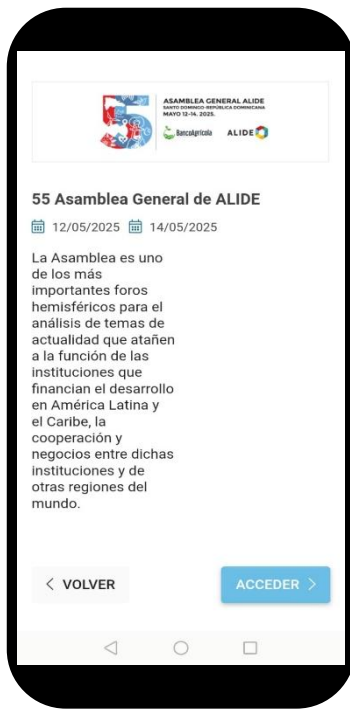
On the home screen, tap “Search Event” and enter the exclusive event code (provided via email or on the official event webpage).

This code only needs to be entered once and will remain saved in the App.



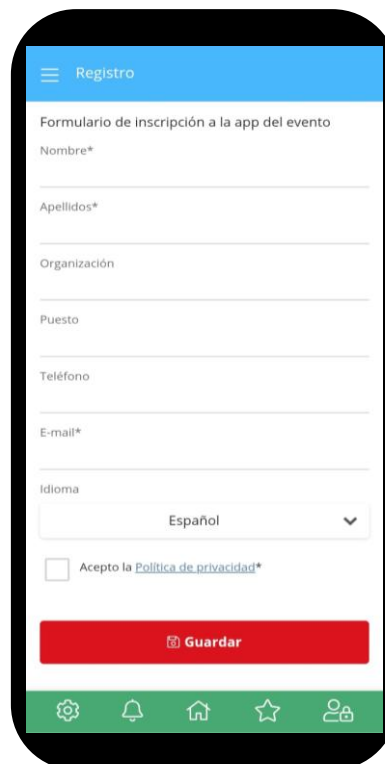
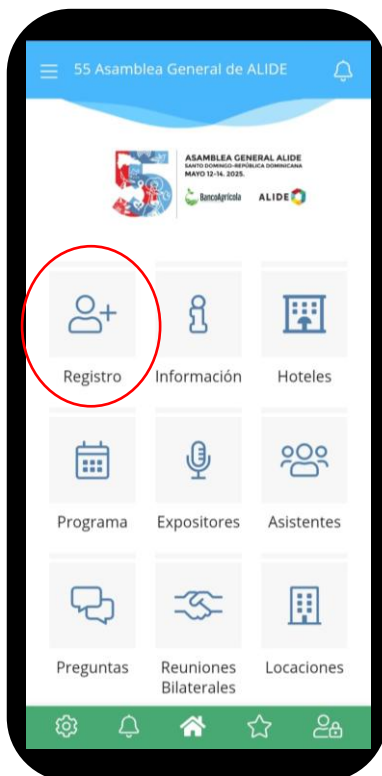
STEP 2. Select Your Language

Choose your preferred language to navigate the platform.



STEP 3. Complete Your Registration in the App


(At the time of registering for the event, participants will receive their access link to the App where they can change their preferred password).

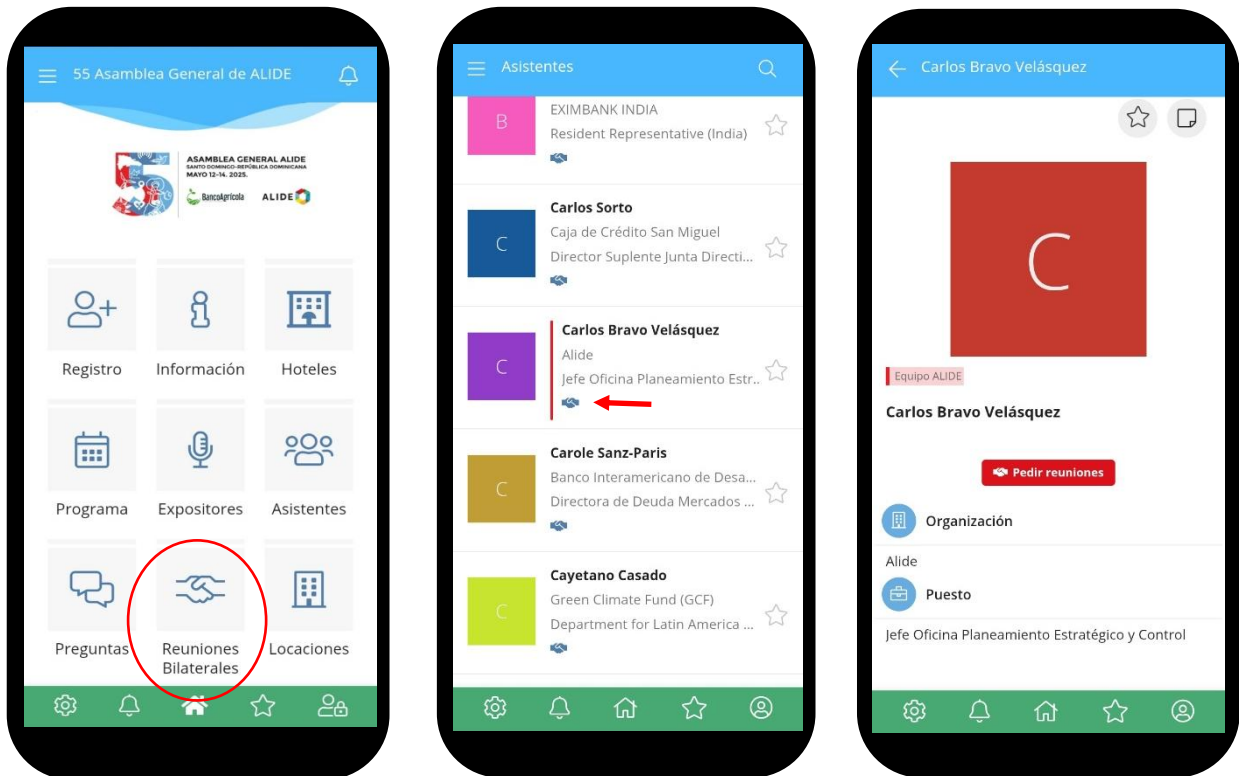


Note: To appear in the list of attendees and enable networking features, be sure to check the Networking option at the end of your registration.

2. Managing Bilateral Meetings

The App allows you to coordinate bilateral meetings with other participants in a quick and organized manner:

STEP 1. Go to “Bilaterales Meetings”. You can access it from the main menu or by tapping the  icon next to a participant’s name in the attendees list.



STEP 2. Send a Meeting Request.

- Propose a date and time slot.
- The invited participant can **accept, reschedule, or decline** your request.
- You will receive notifications by email and directly in the App.
- Once confirmed, the meeting will appear in your event Schedule.

Note: The App will remain active before, during, and for a short time after the event to help you collect and review content of interest.

